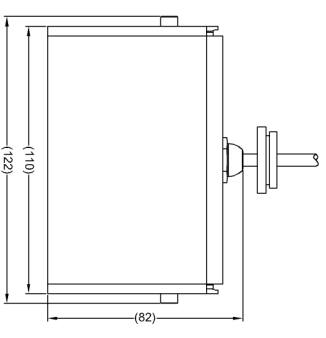
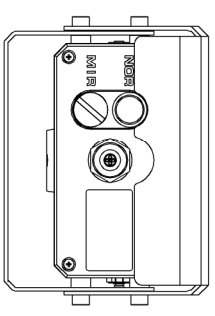
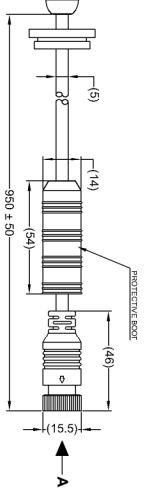
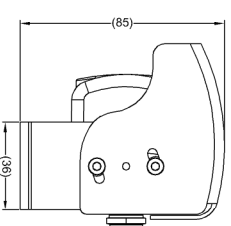
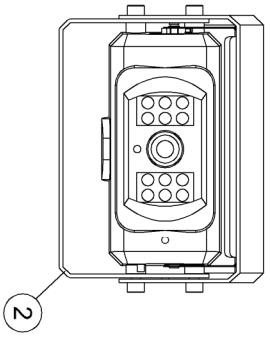
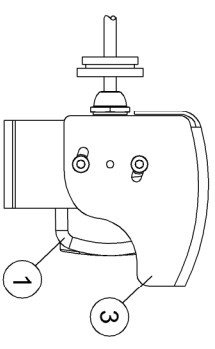
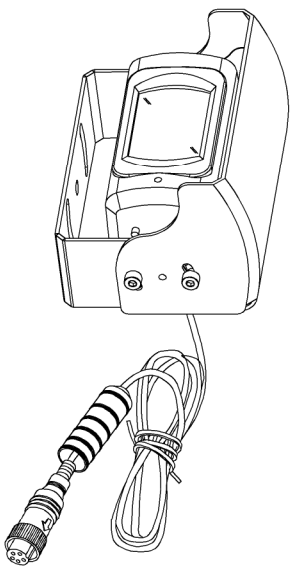


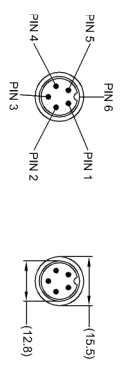
Revision Notes			
R1 - SUNSHIELD UPDATED AS PER ECR CR-A292			
APA - Y ZHANG	Drawn/BATES	Checked A.FEDERIGHI	Approved GRUTH Date: 10/07/14
R2 - WIRING TABLE UPDATED TO REFLECT CORRECT WIRE COLOURS AND POLARITY AS PER Q1898			
APA - Y ZHANG	Drawn/BEAZLEY	Checked/BATES	Approved D.WALLIN Date: 09/09/2016



ITEM	PART NO	QTY	MODE/DESCRIPTION
①	(3658A)	1	VBV-710C-C CAMERA ONLY
②	(3658B)	1	VBV-710C-C CAMERA BRACKET
③	(36587)	1	VBV-71XC-SS CAMERA SUNSHIELD
④	(3658)	1	VBV-71XC-CHX CAMERA FIXING KIT (NOT SHOWN)
⑤	(3660A)	1	VBV-71XC-CIG INSTALLATION GUIDE (NOT SHOWN)

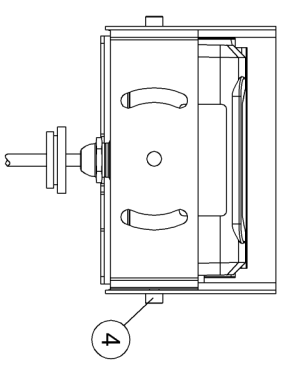


VIEW A



5 PIN FEMALE MATING FACE

PIN #	WIRE COLOUR	DESCRIPTION
1	THIN RED	+12V
2	PINK	SHUTTER SIGNAL
3	WHITE	AUDIO
4	YELLOW	VIDEO
5	BLACKSHIELD	GND



- NOTES:
- REFER TO PRODUCT SPECIFICATION FOR PRODUCT SPECIFICATIONS.
 - REFER TO COMPONENT DRAWINGS FOR COMPONENT DETAILS
 - FOR GIFTBOX LABEL REFER TO LATEST REVISION OF DRAWING BE-002498-XX-13.
 - FOR GIFTBOX SERIAL NUMBER LABEL REFER TO LATEST REVISION OF DRAWING BE-001323-XX-10.
 - PURCHASE ORDER TO DEFINE PACKAGING VARIANT.
 - REFER TO LATEST REVISION OF DRAWING BE-001983-XX-12 FOR PACKAGING DETAIL.
 - CONNECTOR A IS BROWN.

PROPRIETARY NOTICE

THIS DESIGN AND TECHNICAL INFORMATION APPEARING ON THIS DRAWING IS THE PROPERTY OF BRIGADE ELECTRONICS AND IS DISCLOSED IN CONFIDENCE. IT IS NOT TO BE COPIED, REPRODUCED, REVEALED TO OR EXPLOITED BY OTHERS, EITHER IN WHOLE OR IN PART WITHOUT THE EXPRESS WRITTEN CONSENT OF BRIGADE ELECTRONICS.



Assembly Pl Approval XHUANG - 24/06/13		Approved by B.JOHN		Checked by B.CHILDS		Drawn by M.BUTLER	
Angle of Projection		Units mm	Scale N/A	Released 27/06/13	Assembly Ref 1220101614-1		
Third Angle		Status RELEASED		VBV-710C			
		Part No 2808A		BE-002502-02-13			